



TIMBER PRICES

Ohio Department of Agriculture
Bureau of Markets

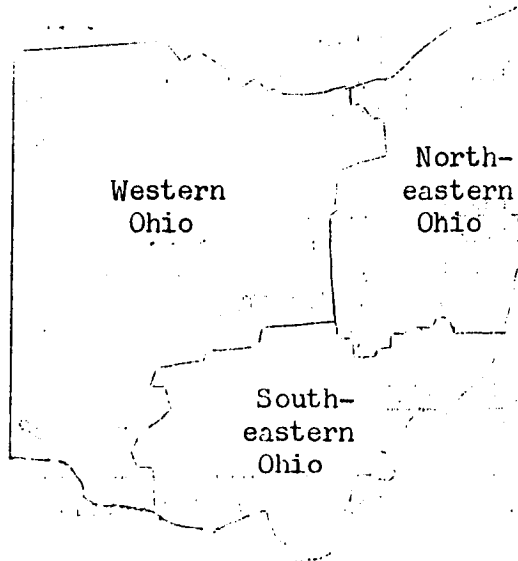
U. S. Department of Agriculture
Statistical Reporting Service

Ohio Department of Natural Resources
Division of Forestry

June 27, 1962

The timber market was relatively slow in most areas of the State during May, although demand for pallet and crating lumber was active in southern Ohio. Prices paid to producers for stumpage in western Ohio were steady to slightly higher than in February. Stumpage prices for most species in northeastern and southeastern Ohio were lower than in February, the major exception being walnut for veneer.

The range of prices paid for sawlogs for lumber delivered to buyers during May shows some fluctuation, but no marked changes from February for most species. However, the range of prices for prime walnut logs for lumber does show a significant decline, which may indicate that more of the best walnut logs were going for veneer rather than lumber. Average prices for cherry, ash, basswood and high quality walnut sawlogs for lumber show a significant decline from February, but other species show only minor changes.



The range of prices for prime walnut face and commercial veneer increased since February, although average prices for smaller logs show a slight decline. Prices for "other" face and commercial veneer logs are mostly for white oak and maple and show a relatively sharp increase for smaller sizes but a weaker price for the larger logs. Prices of sawlogs for container veneer were slightly lower than in February.

PRICES REPORTED ARE THOSE PAID DIRECTLY TO PRODUCERS DURING MAY 1962 ARE NOT NECESSARILY PRICES PAID BY THE ULTIMATE USERS OF THE TIMBER. PRICES IN THE TABLES ARE BASED ON THE DOYLE LOG SCALE AND WERE COLLECTED BY DISTRICT FARM FORESTERS OF THE OHIO DEPARTMENT OF NATURAL RESOURCES.

STUMPAGE

Average and Range of Prices Paid Ohio Timber Producers for Stumpage, by Area, Species, and Use, May 1962 ^{1/}

Use and Species	Western		Northeastern		Southeastern	
	Av. Price	Range	Av. Price	Range	Av. Price	Range
- Dollars per M Board Feet -						
SAWTIMBER						
Walnut	83	39-160	50	10-100	41	10-50
Cherry	59	25-80	36	10-25	34	5-50
White Oak	46	12-70	30	12-50	21	5-40
Hard Maple	48	12-75	32	12-55	25	5-55
Ash, Red Oak, Soft Maple, and Yellow Poplar	36	10-60	24	10-50	18	5-30
Elm, Cottonwood, Beech, Sycamore, and Hickory	20	10-28	14	5-25	11	5-30
Yellow Pine	-	-	-	-	9	5-10
VENEER TIMBER						
Walnut	272	100-600	210	150-300	183	150-300
Cherry	100	100	115	50-200	-	-
White Oak	165	75-250	98	60-150	133	50-175
Other	175	100-250	-	-	-	-
HANDLE TIMBER						
Ash	44	35-50	41	35-50	31	30-35
Other	-	-	-	-	-	-
COOPERAGE						
White Oak	-	-	-	-	50	40-60
Other	-	-	-	-	-	-

^{1/} Dash indicates too few reports to quote a range or average price.

Average Prices Paid Ohio Timber Producers for Sawlogs Delivered to Buyers, with Comparisons - May 1962 1/

Use and Species	Average for All Grades		Prime 16" & up 90% clear		No. 1 14" & up 75% clear		No. 2 12" & up 50% clear		No. 3 and Culls	
	Feb. 1962	May 1962	Feb. 1962	May 1962	Feb. 1962	May 1962	Feb. 1962	May 1962	Feb. 1962	May 1962
	- Dollars per M Board Feet -									
FOR LUMBER										
Walnut	117	95	156	140	107	109	76	73	40	40
Cherry	91	78	127	116	102	93	64	65	44	40
White Oak	60	61	83	87	72	69	50	46	37	37
Hard Maple	71	70	97	96	71	70	50	47	37	36
Soft Maple	56	55	74	77	58	61	44	45	36	36
Red Oak	53	54	72	71	61	58	45	43	37	36
Ash	61	54	79	76	63	60	47	42	36	35
Yellow Poplar	52	53	73	75	61	60	44	43	35	36
Elm, Beech, Cottonwood, and Hickory	42	40	43	47	43	42	39	38	35	33
Basswood	54	47	77	72	56	58	43	41	37	34
CONTAINER VENEER										
Yellow Poplar, Cucumber, Basswood, and Maples	74	70	-	-	-	-	-	-	-	-
Beech, Elm, Hickory, and Sycamore	64	62	-	-	-	-	-	-	-	-
FOR HANDLES										
Ash	68	68	-	-	-	-	-	-	-	-

1/ Dash indicates too few reports to establish average price.

Range of Prices Paid Ohio Timber Producers for Sawlogs Delivered to Buyers, May 1962 1/

Species and Use	Average for All Grades	Prime 16" & up 90% clear	No. 1 14" & up 75% clear	No. 2 12" & up 50% clear	No. 3 and Culls
	Range	Range	Range	Range	Range
FOR LUMBER					
Walnut	40-174	100-300	60-200	40-100	25-60
Cherry	40-125	70-175	75-150	40-100	25-80
White Oak	35-110	70-120	42-90	40-60	25-50
Hard Maple	40-110	60-135	50-80	35-70	25-40
Soft Maple	35-80	40-120	35-80	25-60	20-40
Red Oak	40-95	45-90	35-80	25-55	25-40
Ash	30-95	50-125	40-80	25-60	25-40
Yellow Poplar	40-75	55-90	50-80	30-60	20-40
Elm, Beech, Cottonwood, and Hickory	20-60	35-65	35-50	15-50	10-40
Basswood	40-64	50-85	40-80	35-50	25-40
CONTAINER VENEER					
Yellow Poplar, Cucumber, Basswood, and Maples	25-90	-	-	-	-
Beech, Elm, Hickory, & Sycamore	35-72	-	-	-	-
FOR HANDLES					
Ash	30-89	-	-	-	-

1/ Dash indicates too few reports to establish average price.

Range of Prices Paid Ohio Timber Producers for Hard Woods and Soft Woods
Used for Pulp and Charcoal Delivered May 1962 1/

	Peeled		Unpeeled		Slab	
	Ton	Cord	Ton	Cord	Ton	Cord
- Dollars per Ton or Cord -						
<u>HARDWOOD</u>						
Pulpwood			6.00-6.03	8.00-12.50	-	-
Charcoal	-	-	-	-	2.80-3.50	5.00-7.00
Ferro Alloy	-	-	5.75 <u>2/</u>	-	-	-
<u>SOFTWOOD</u>						
Pulpwood	-	-	6.01-6.03	12.00-15.00	-	-
Charcoal	-	-	-	-	-	-
Ferro Alloy	-	-	-	-	-	-

1/Dash indicates no reports. 2/Average price.

Average Price Paid Ohio Timber Producers for Face and Commercial Veneer
Logs Delivered to Buyers, with Comparisons - May 1962 1/

Size	Prime				Select			
	Walnut		Other <u>2/</u>		Walnut		Other <u>2/</u>	
	Feb. 1962	May 1962	Feb. 1962	May 1962	Feb. 1962	May 1962	Feb. 1962	May 1962
- - Dollars per M Board Feet - -								
16" - 20"	344	342	142	168	----	----	----	151
21" - 23"	442	441	180	216	----	----	----	162
24" - 27"	517	522	229	223	350	----	----	----
28" +	550	556	236	232	400	----	----	----
Average all Sizes	449	452	188	204	358	----	----	----

1/ Dash indicates too few reports to establish an average price.

2/ Includes Maple, Cherry, Red Oak, Ash, White Oak, and Poplar.

Range of Prices Paid Ohio Timber Producers for Face and Commercial
Veneer Logs Delivered to Buyers, May 1962 1/

Size	Prime		Select	
	Walnut	Other <u>2/</u>	Walnut	Other <u>2/</u>
16" - 20"	200 - 500	75 - 330	----	75 - 250
21" - 23"	250 - 600	150 - 330	----	75 - 250
24" - 27"	350 - 700	180 - 330	----	----
28" +	350 - 800	200 - 330	----	----

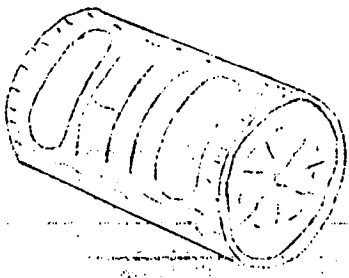
1/ Dash indicates too few reports to establish a range.

2/ Includes Cherry, Hard Maple, Red Oak, Ash, White Oak, and Poplar.

217 Old Federal Building
Columbus, Ohio

J. R. Kendall
Agricultural Statistician, In Charge

* * * * *
* For this project State funds are matched with Federal *
* funds received from the Agricultural Marketing Service of the *
* U. S. Department of Agriculture under provisions of the Agricul- *
* tural Marketing Act of 1946. *
* * * * *



TIMBER PRICES

Ohio Department of Agriculture
Bureau of Markets

U. S. Department of Agriculture
Statistical Reporting Service

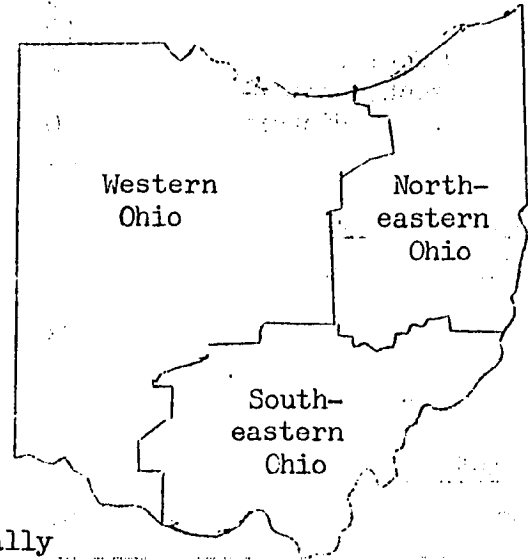
Ohio Department of Natural Resources
Division of Forestry

September 26, 1962

The timber market was relatively active in most areas of the State during the month of August. The demand is picking up and for the most part, business is reported as good, with the exception of charcoal wood. Prices paid to producers for stumpage of most species in western Ohio were slightly higher than in May. In northeastern Ohio, stumpage prices were a little lower except for veneer which showed a significant increase from May. Stumpage prices in the southeastern area show some fluctuation by species, but little overall change in the price level since May.

Prices paid for sawlogs delivered to buyers during August were higher than in May for most species, with walnut showing the most marked increase in all grades. Graded basswood sawlogs were stronger than in May, while cherry sawlog prices declined for nearly all grades.

Prices paid for prime walnut face and commercial veneer logs show a significant increase since May. The upper limit of the range was higher for smaller sized logs, and substantially higher average prices indicate that more purchases were made in the upper portion of the price ranges. Prices for "other" face and commercial veneer logs are largely for white oak and are generally lower than in May. Prices of sawlogs for container veneer showed little change since May. Prices for pulpwood were nearly the same as in May, but prices for wood for ferro-alloy showed a small decline.



PRICES REPORTED ARE THOSE PAID DIRECTLY TO PRODUCERS DURING AUGUST 1962 AND ARE NOT NECESSARILY PRICES PAID BY THE ULTIMATE USERS OF THE TIMBER. PRICES IN THE TABLES ARE BASED ON THE DOYLE LOG SCALE AND WERE COLLECTED BY DISTRICT FARM FORESTERS OF THE OHIO DEPARTMENT OF NATURAL RESOURCES.

STUMPAGE

Average and Range of Prices Paid Ohio Timber Producers for Stumpage
By Area, Species, and Use, August 1962 1/

Use and Species	Western		Northeastern		Southeastern	
	Av. Price	Range	Av. Price	Range	Av. Price	Range
- Dollars per M Board Feet -						
SAWTIMBER						
Walnut	84	45-150	52	12-100	38	10-70
Cherry	64	25-85	36	8-80	31	5-50
White Oak	48	30-70	28	8-50	26	5-50
Hard Maple	49	25-75	30	8-55	28	5-50
Ash, Red Oak, Soft Maple, and Yellow Poplar	36	20-60	22	8-50	17	5-30
Elm, Cottonwood, Beech, Sycamore, and Hickory	20	10-35	12	5-25	11	5-30
Yellow Pine	--	--	--	--	9	5-10
VENEER TIMBER						
Walnut	251	100-350	245	150-400	179	100-350
Cherry	115	100-160	120	90-150	--	--
White Oak	167	75-250	108	60-200	--	--
Other	--	--	--	--	--	--
HANDLE TIMBER						
Ash	43	30-50	44	35-50	35	30-35
Other	--	--	--	--	--	--
COOPERAGE						
White Oak	--	--	40	30-50	48	40-55
Other	--	--	--	--	--	--

1/ Dash indicates too few reports to quote a range or average price.

(over)

Average Prices Paid Ohio Timber Producers for Sawlogs Delivered to Buyers, With Comparisons - August 1962 1/

Use and Species	Average for All Grades		Prime 16" & up 90% clear		No. 1 14" & up 75% clear		No. 2 12" & up 50% clear		No. 3 and Culls	
	May 1962	Aug. 1962	May 1962	Aug. 1962	May 1962	Aug. 1962	May 1962	Aug. 1962	May 1962	Aug. 1962
	- Dollars per M Board Feet -									
FOR LUMBER										
Walnut	95	107	140	186	109	126	73	95	40	46
Cherry	78	87	116	115	93	89	65	62	40	35
White Oak	61	59	87	87	69	69	46	48	37	36
Hard Maple	70	70	96	93	70	69	47	52	36	36
Soft Maple	55	55	77	78	61	61	45	45	36	36
Red Oak	54	53	71	74	58	57	43	45	36	35
Ash	54	59	76	79	60	60	42	45	35	35
Yellow Poplar	53	53	75	78	60	60	43	47	36	35
Elm, Beech, Cottonwood, and Hickory	40	40	47	50	42	43	38	39	33	34
Basswood	47	49	72	85	58	62	41	42	34	34
CONTAINER VENEER										
Yellow Poplar, Cucumber, Basswood, and Maples	70	73	--	--	--	--	--	--	--	--
Beech, Elm, Hickory, and Sycamore	62	62	--	--	--	--	--	--	--	--
FOR HANDLES										
Ash	68	66	--	--	--	--	--	--	--	--

1/ Dash indicates too few reports to establish average price.

Range of Prices Paid Ohio Timber Producers for Sawlogs Delivered to Buyers, August 1962 1/

Species and Use	Average for All Grades	Prime 16" & up 90% clear	No. 1 14" & up 75% clear	No. 2 12" & up 50% clear	No. 3 and Culls
	Range	Range	Range	Range	Range
FOR LUMBER					
Walnut	40-174	100-400	75-250	50-135	25-100
Cherry	40-120	60-150	50-100	40-90	25-50
White Oak	35-100	60-120	40-100	40-60	25-40
Hard Maple	40-95	60-135	50-100	35-90	25-40
Soft Maple	35-75	40-120	35-80	25-60	20-40
Red Oak	40-95	45-90	35-80	25-60	25-40
Ash	30-95	50-120	40-80	25-65	25-40
Yellow Poplar	40-75	50-120	40-80	35-60	20-40
Elm, Beech, Cottonwood, and Hickory	30-50	40-65	30-50	15-50	10-40
Basswood	30-80	60-100	40-80	35-50	25-40
CONTAINER VENEER					
Yellow Poplar, Cucumber, Basswood, and Maples	25-90	--	--	--	--
Beech, Elm, Hickory, and Sycamore	25-80	--	--	--	--
FOR HANDLES					
Ash	30-89	--	--	--	--

1/ Dash indicates too few reports to establish average price.

Range of Prices Paid Ohio Timber Producers for Hard Woods and Soft Woods
Used for Pulp and Charcoal Delivered August 1962 1/

	Peeled		Unpeeled		Slab	
	Ton	Cord	Ton	Cord	Ton	Cord
- Dollars per Ton or Cord -						
<u>HARDWOOD</u>						
Pulpwood	--	--	6.00-6.01	11.00-12.50	--	--
Charcoal	--	--	--	--	--	--
Ferro Alloy	--	--	5.58 2/	--	--	--
<u>SOFTWOOD</u>						
Pulpwood	--	--	6.00-6.01	12.00-12.50	--	--
Charcoal	--	--	--	--	--	--
Ferro Alloy	--	--	--	--	--	--

1/ Dash indicates less than 3 reports.

2/ Average price.

Average Price Paid Ohio Timber Producers for Face and Commercial Veneer
Logs Delivered to Buyers, With Comparisons - August 1962 1/

Size	Prime				Select			
	Walnut		Other 2/		Walnut		Other 2/	
	May 1962	Aug. 1962	May 1962	Aug. 1962	May 1962	Aug. 1962	May 1962	Aug. 1962
- Dollars per M Board Feet -								
16" - 20"	342	412	168	164	--	246	151	134
21" - 23"	441	500	216	176	--	305	162	148
24" - 27"	522	611	223	198	--	350	--	--
28" +	556	750	232	226	--	450	--	--
Average All Sizes	452	534	204	186	--	318	--	--

1/ Dash indicates too few reports to establish an average price.

2/ Includes Maple, Red Oak, Ash, White Oak.

Range of Prices Paid Ohio Timber Producers for Face and Commercial
Veneer Logs Delivered to Buyers, August, 1962 1/

Size	Prime		Select	
	Walnut	Other 2/	Walnut	Other 2/
16" - 20"	200-650	80-330	150-400	75-220
21" - 23"	250-700	100-330	175-400	75-230
24" - 27"	400-800	100-330	250-400	---
28" +	650-800	100-330	350-600	---

1/ Dash indicates too few reports to establish a range.

2/ Includes Hard Maple, Sugar Maple, Red Oak, Ash, and White Oak.

Karl W. Gorman
Agricultural Statistician

J. R. Kendall
Agricultural Statistician, In Charge

217 Old Federal Building
Columbus, Ohio

* For this project State funds are matched with Federal funds *
* received from the Agricultural Marketing Service of the U. S. *
* Department of Agriculture under provisions of the Agricultural *
* Marketing Act of 1946. *
